APPENDIX A
ALIGNMENT DRAWINGS FOR THE LONG LIST OF ALTERNATIVES

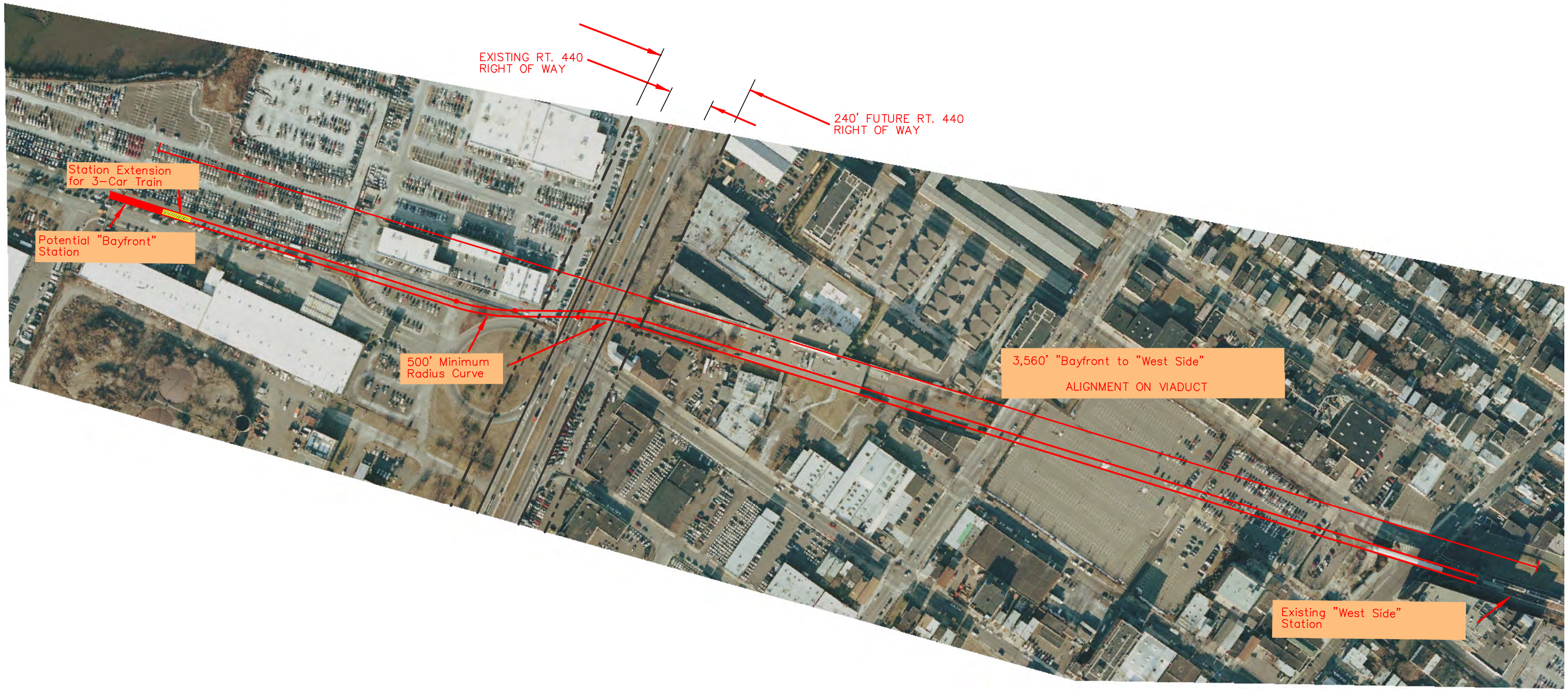

NOTE:

Distance dimensions are indicated from center of station to center of station, and are approximate.

125 0 125 250

REV.	DATE	BY	SUB	APP	DESCRIPTION

DESIGNED BY J.B.
DRAWN BY J.B.
CHECKED BY M.A.M
APPROVED BY M.A.M
DATE 7-21-10

HUDSON-BERGEN LIGHTRAIL ROUTE 440 EXTENSION ALTERNATIVES ANALYSIS

Gannett Fleming Transit & Rail Systems

AKRF

NJ TRANSIT

Hudson-Bergen Light Rail
Route 440 Extension Alternatives Analysis
Alternative No. 1A

CADD DATE 7-21-10
SCALE: 1" = 250'
CADD FILE NO.
DWG No: *
REV
PAGE No. * 1

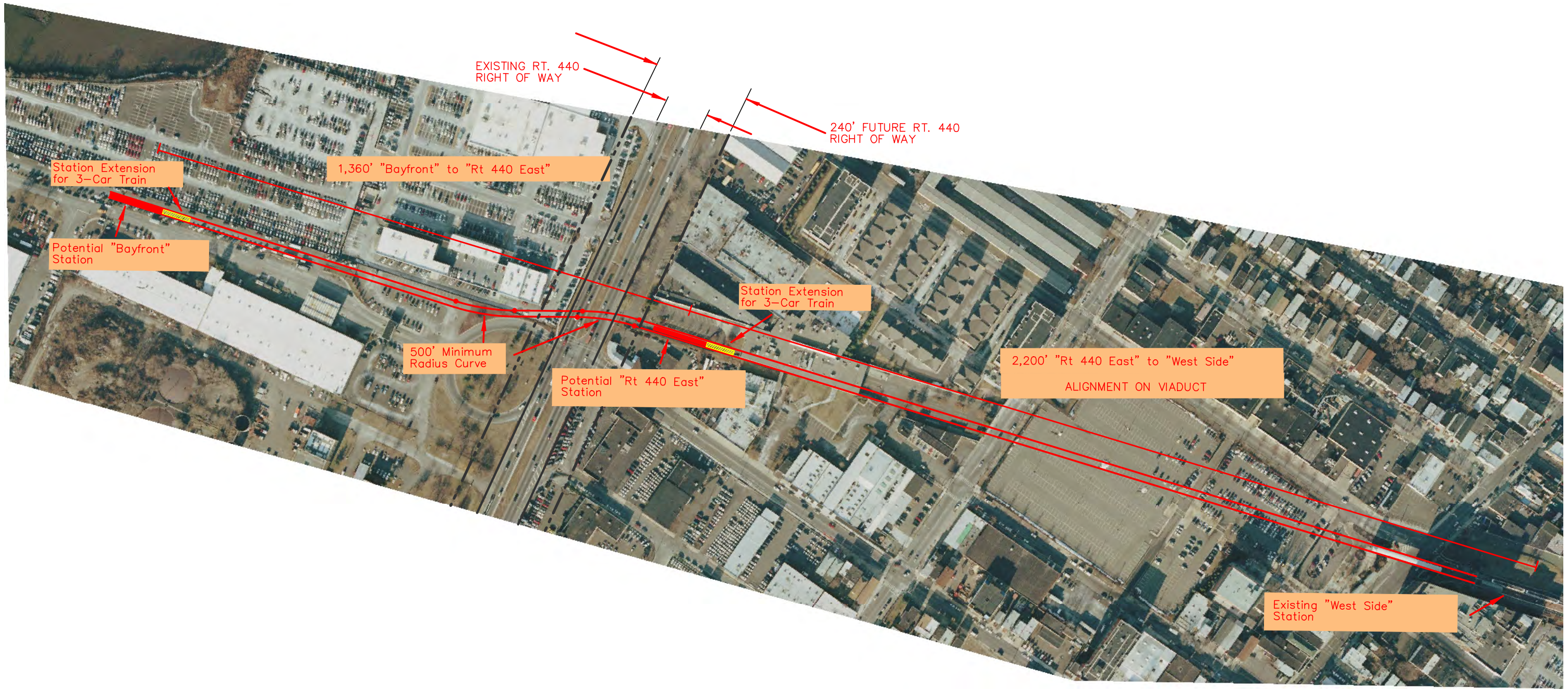

NOTE:

Distance dimensions are indicated from center of station to center of station, and are approximate.

125 0 125 250

REV.	DATE	BY	SUB	APP	DESCRIPTION

DESIGNED BY J.B.
DRAWN BY J.B.
CHECKED BY M.A.M
APPROVED BY M.A.M
DATE 7-21-10

HUDSON-BERGEN LIGHT RAIL
ROUTE 440 EXTENSION ALTERNATIVES ANALYSIS

Gannett Fleming Transit & Rail Systems

AKRF

NJ TRANSIT

Hudson-Bergen Light Rail
Route 440 Extension Alternatives
Analysis
Alternative No. 1C

CADD DATE 7-21-10
SCALE: 1" = 250'
CADD FILE NO.
DWG No: *
REV
PAGE No. 2

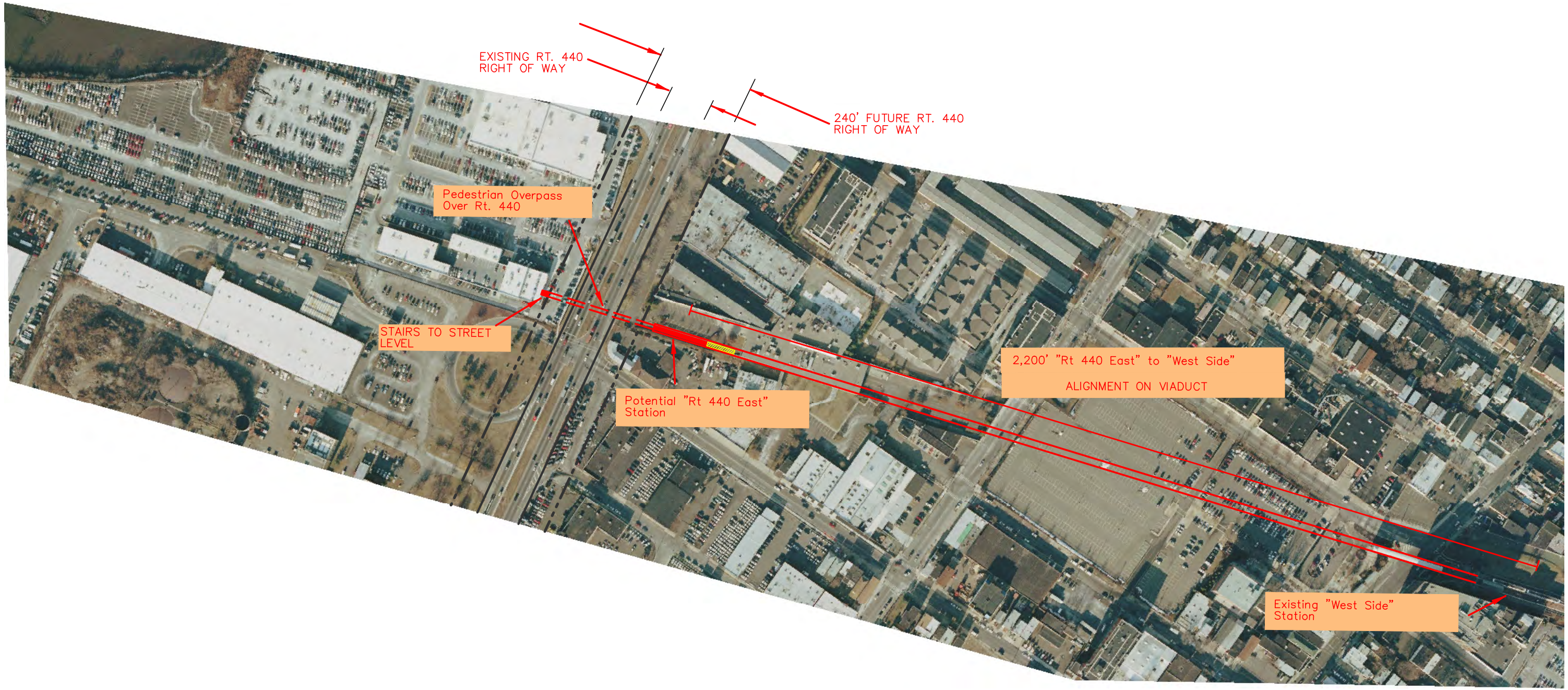

NOTE:

Distance dimensions are indicated from center
of station to center of station, and are approximate.

125 0 125 250

REV.	DATE	BY	SUB	APP	DESCRIPTION

DESIGNED BY J.B.
DRAWN BY J.B.
CHECKED BY M.A.M.
APPROVED BY M.A.M.
DATE 7-21-10

HUDSON-BERGEN LIGHTRAIL
ROUTE 440 EXTENSION ALTERNATIVES ANALYSIS

Gannett Fleming Transit & Rail Systems

AKRF

NJ TRANSIT

Hudson-Bergen Light Rail
Route 440 Extension Alternatives
Analysis
Alternative No. 1D

CADD DATE 8-20-2010
SCALE: 1" = 250'
CADD FILE NO.
DWG No: -
REV
PAGE No. 3

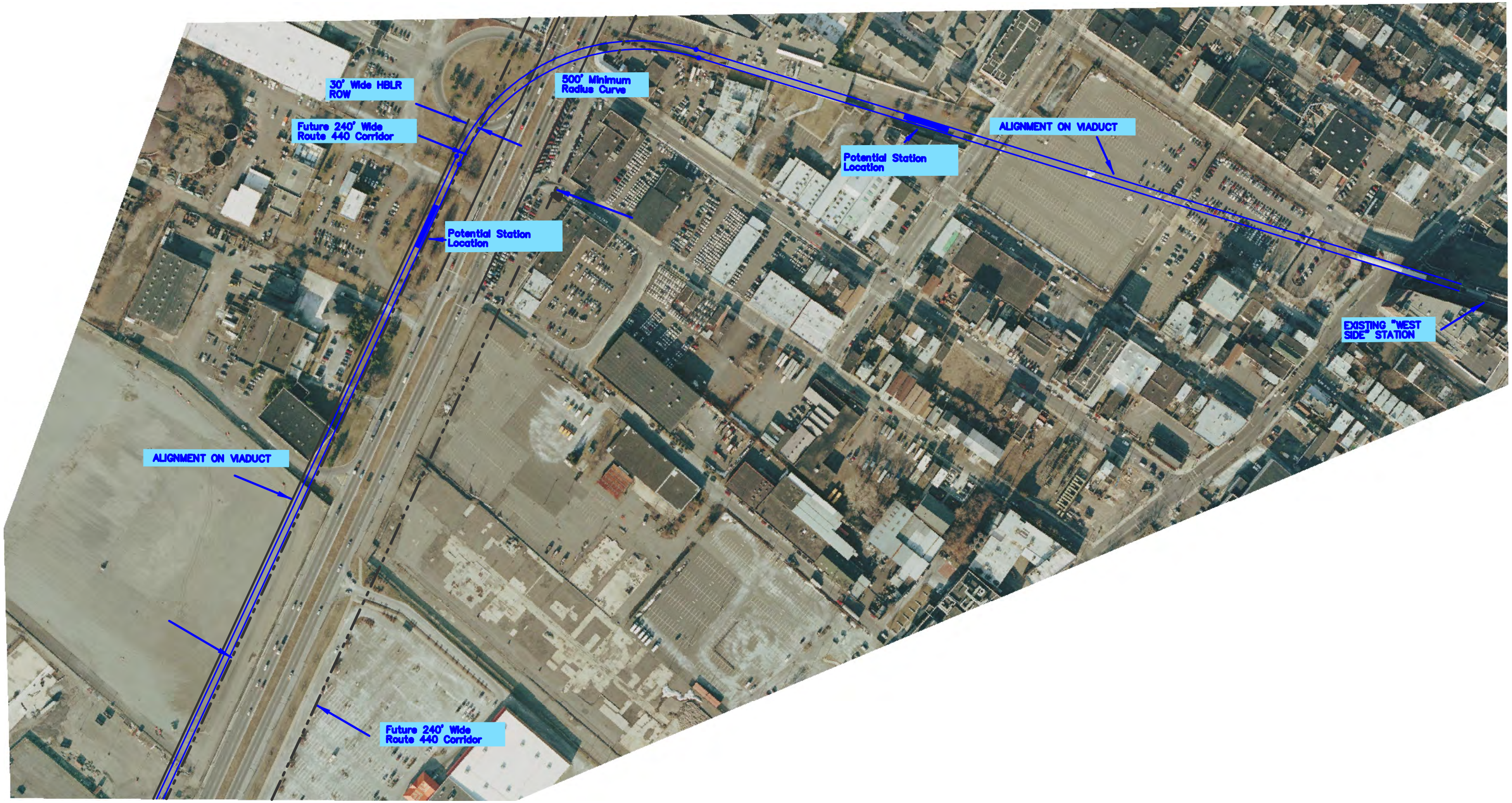

SEE SHEET 5

NOTE:

Distance dimensions are indicated from center of station to center of station, and are approximate.

125 0 125 250

REV.	DATE	BY	SUB	APP	DESCRIPTION

DESIGNED BY J.B.
DRAWN BY J.B.
CHECKED BY M.A.M.
APPROVED BY M.A.M.
DATE 7-21-10

HUDSON-BERGEN LIGHT RAIL ROUTE 440 EXTENSION ALTERNATIVES ANALYSIS

Gannett Fleming Transit & Rail Systems

AKRF

NJ TRANSIT

Hudson-Bergen Light Rail
Route 440 Extension Alternatives Analysis
Alternative No. 2A

CADD DATE 7-21-10
SCALE: 1" = 250'
CADD FILE NO.
DWG No: •
REV
PAGE No. • 4

SEE SHEET 4

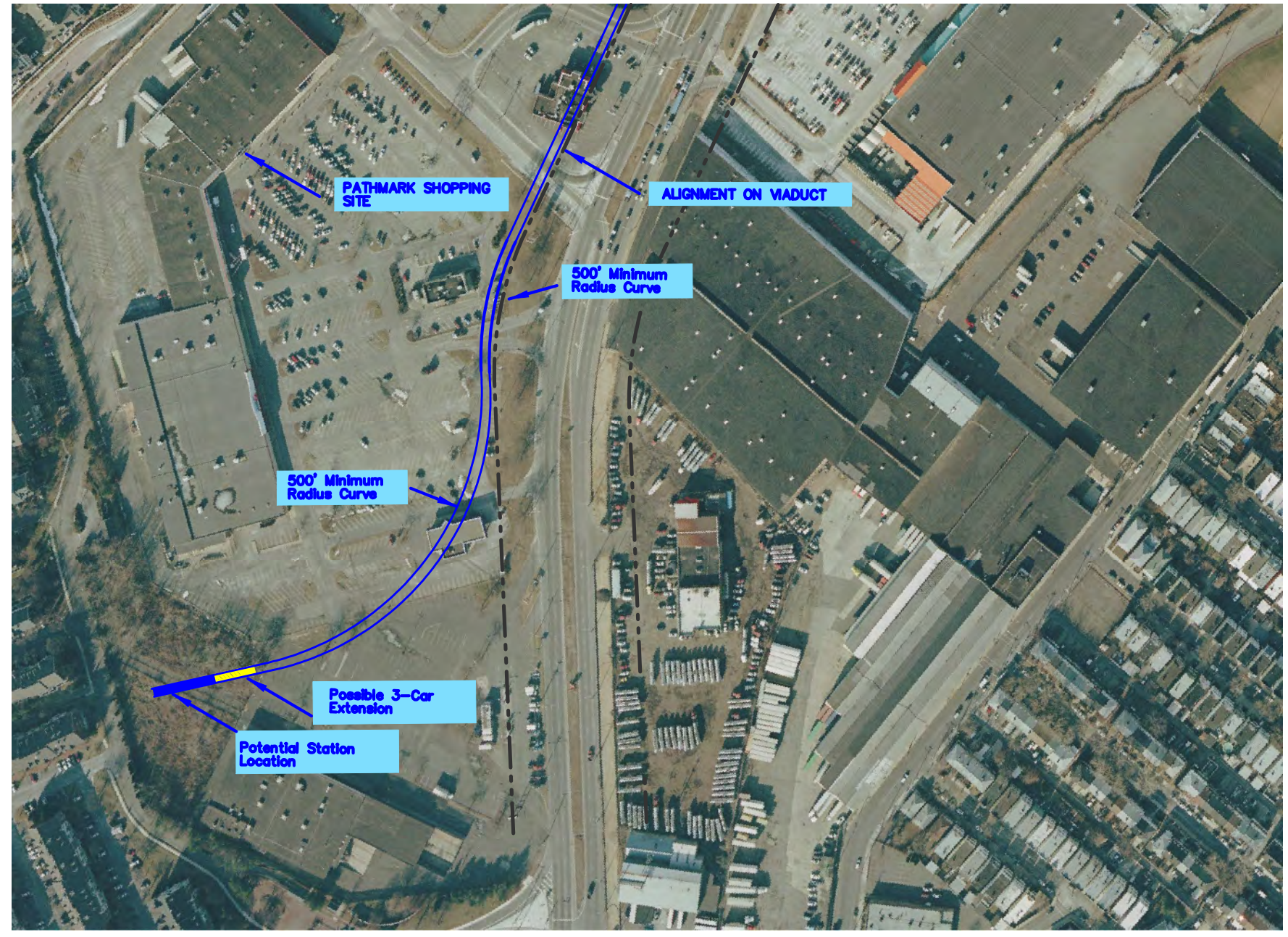

NOTE:

Distance dimensions are indicated from center of station to center of station, and are approximate.

125 0 125 250

REV.	DATE	BY	SUB	APP	DESCRIPTION

DESIGNED BY J.B.
DRAWN BY J.B.
CHECKED BY M.A.M.
APPROVED BY M.A.M.
DATE 7-21-10

HUDSON-BERGEN LIGHT RAIL ROUTE 440 EXTENSION ALTERNATIVES ANALYSIS

Gannett Fleming Transit & Rail Systems

AKRF

NJ TRANSIT

Hudson-Bergen Light Rail
Route 440 Extension Alternatives Analysis
Alternative No. 2A - SHEET 2

CADD DATE 8-20-2010
SCALE: 1" = 250'
CADD FILE NO.
DWG No: *
REV
PAGE No. *5A

SEE SHEET 4

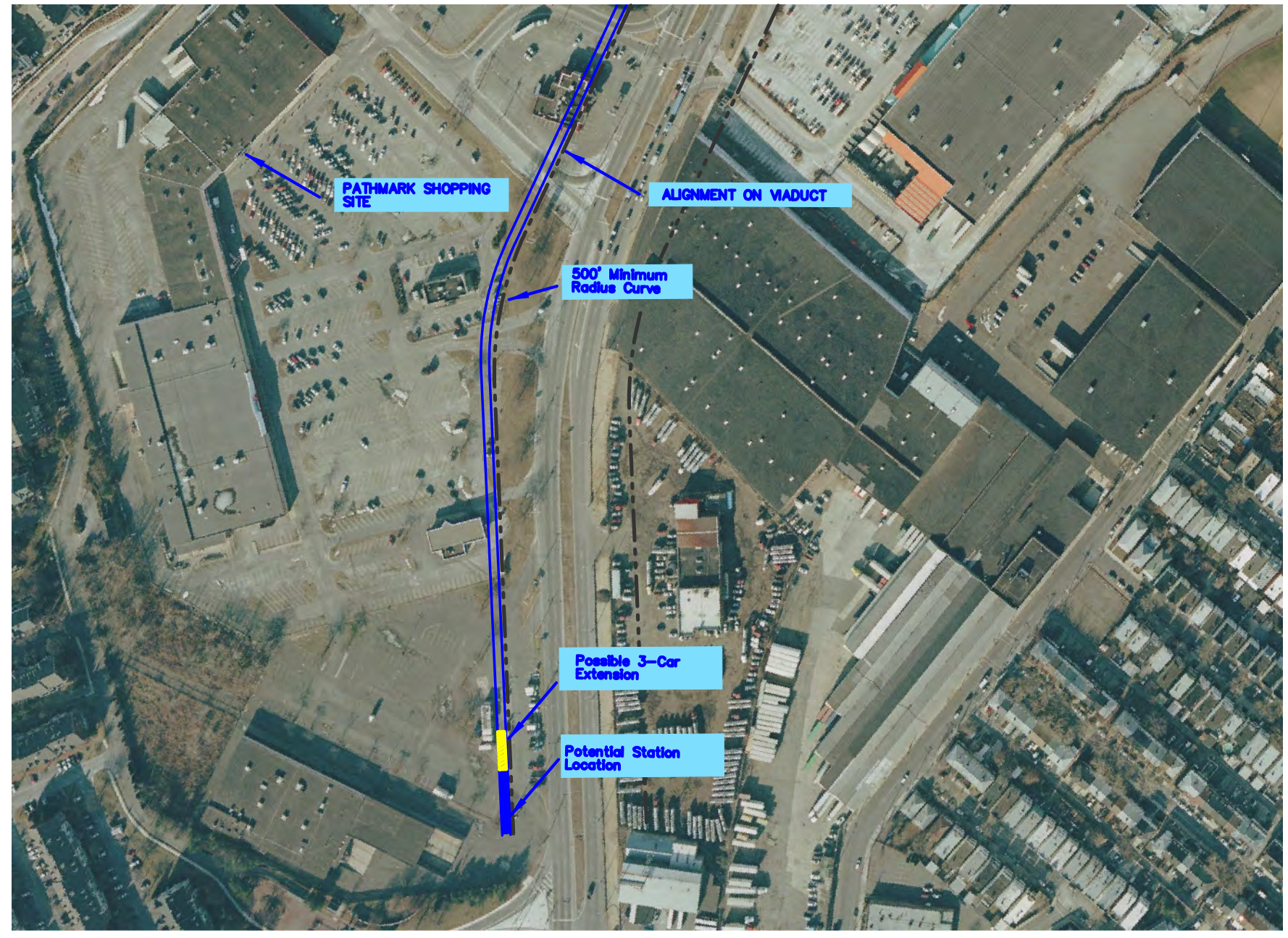

NOTE:

Distance dimensions are indicated from center of station to center of station, and are approximate.

125 0 125 250

REV.	DATE	BY	SUB	APP	DESCRIPTION

DESIGNED BY J.B.
DRAWN BY J.B.
CHECKED BY M.A.M.
APPROVED BY M.A.M.
DATE 7-21-10

HUDSON-BERGEN LIGHTRAIL ROUTE 440 EXTENSION ALTERNATIVES ANALYSIS

Gannett Fleming Transit & Rail Systems

AKRF

NJ TRANSIT

Hudson-Bergen Light Rail
Route 440 Extension Alternatives Analysis
Alternative No. 2A - SHEET 3

CADD DATE 8-20-2010
SCALE: 1" = 250'
CADD FILE NO.
DWG No: *
REV
PAGE No. 5B

SEE SHEET 7

NOTE:

Distance dimensions are indicated from center of station to center of station, and are approximate.

125 0 125 250

REV.	DATE	BY	SUB	APP	DESCRIPTION

DESIGNED BY J.B.
DRAWN BY J.B.
CHECKED BY M.A.M.
APPROVED BY M.A.M.
DATE 7-21-10

HUDSON-BERGEN LIGHTRAIL ROUTE 440 EXTENSION ALTERNATIVES ANALYSIS

Gannett Fleming Transit & Rail Systems

AKRF

NJ TRANSIT

Hudson-Bergen Light Rail
Route 440 Extension Alternatives Analysis
Alternative No. 2B

CADD DATE 7-21-10
SCALE: 1" = 250'
CADD FILE NO.
DWG No: •
REV
PAGE No. 6

SEE SHEET 6

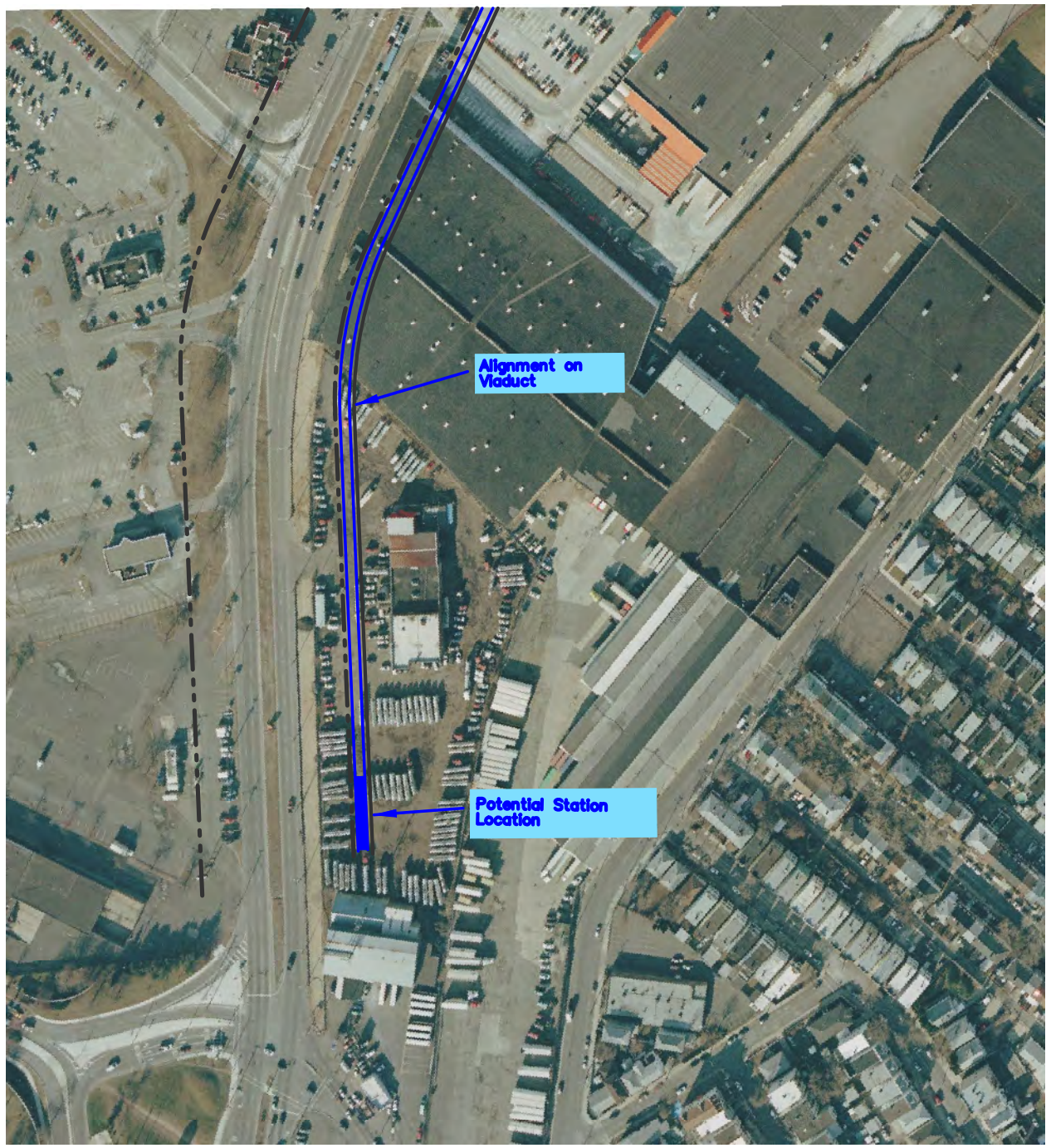

NOTE:

Distance dimensions are indicated from center of station to center of station, and are approximate.

125 0 125 250

REV.	DATE	BY	SUB	APP	DESCRIPTION

DESIGNED BY J.B.
DRAWN BY J.B.
CHECKED BY M.A.M.
APPROVED BY M.A.M.
DATE 7–21–10

HUDSON–BERGEN LIGHT RAIL
ROUTE 440 EXTENSION ALTERNATIVES ANALYSIS

Gannett Fleming Transit & Rail Systems

AKRF

NJ TRANSIT

Hudson–Bergen Light Rail
Route 440 Extension Alternatives Analysis
Alternative No. 2B – SHEET 2

CADD DATE 7–21–10
SCALE: 1" = 250'
CADD FILE NO.
DWG No:
REV
PAGE No. 7

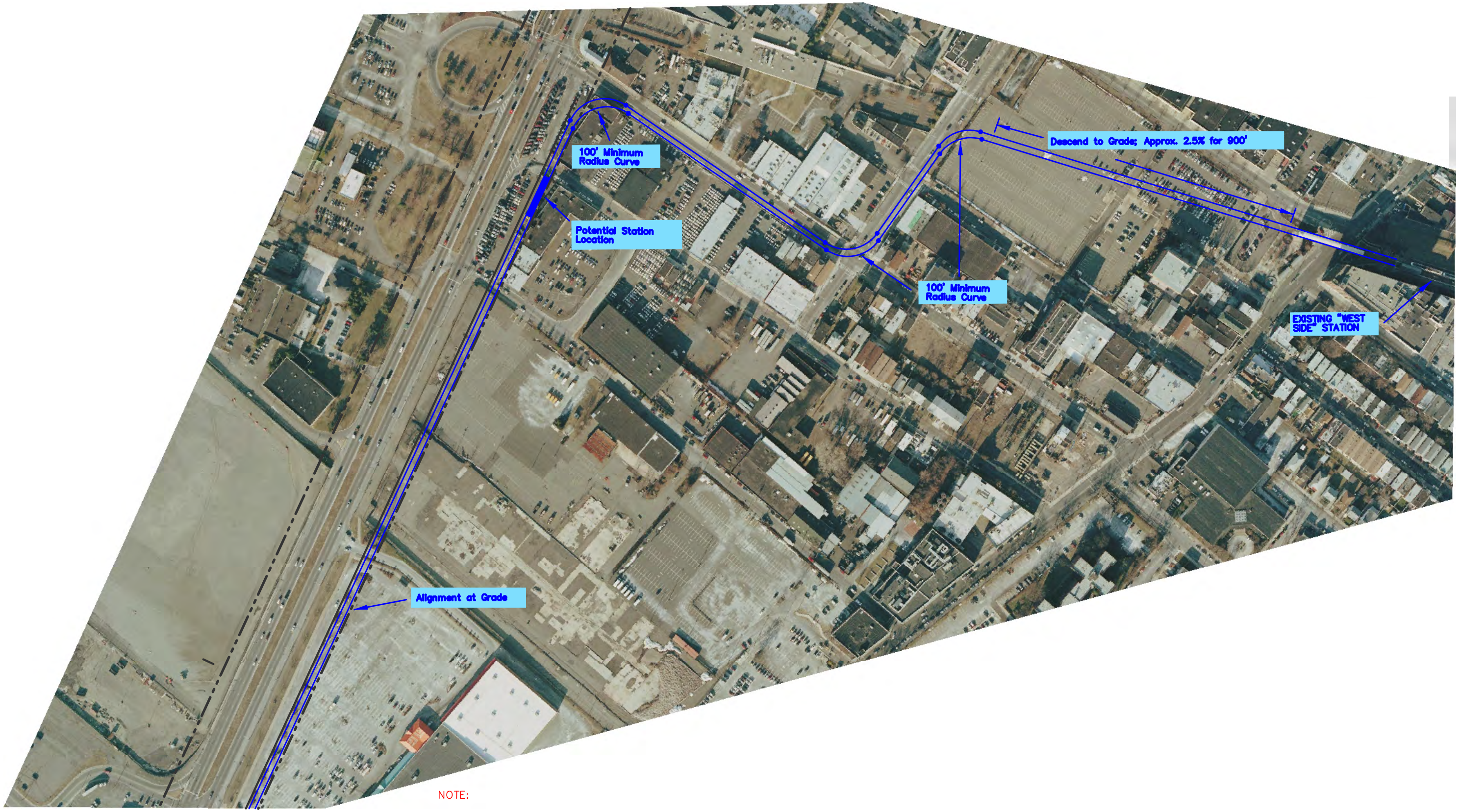

SEE SHEET 9

NOTE:

Distance dimensions are indicated from center of station to center of station, and are approximate.

125 0 125 250

REV.	DATE	BY	SUB	APP	DESCRIPTION

DESIGNED BY J.B.
DRAWN BY J.B.
CHECKED BY M.A.M.
APPROVED BY M.A.M.
DATE 7-21-10

HUDSON-BERGEN LIGHT RAIL
ROUTE 440 EXTENSION ALTERNATIVES ANALYSIS

Gannett Fleming Transit & Rail Systems

AKRF

NJ TRANSIT

Hudson-Bergen Light Rail
Route 440 Extension Alternatives Analysis
Alternative No. 2D

CADD DATE 7-21-10
SCALE: 1" = 250'
CADD FILE NO.
DWG No: •
REV
PAGE No. 8

SEE SHEET 8

NOTE:

Distance dimensions are indicated from center of station to center of station, and are approximate.

125 0 125 250

REV.	DATE	BY	SUB	APP	DESCRIPTION

DESIGNED BY J.B.
DRAWN BY J.B.
CHECKED BY M.A.M.
APPROVED BY M.A.M.
DATE 7-21-10

HUDSON-BERGEN LIGHT RAIL ROUTE 440 EXTENSION ALTERNATIVES ANALYSIS

Gannett Fleming Transit & Rail Systems

AKRF

NJ TRANSIT

Hudson-Bergen Light Rail
Route 440 Extension Alternatives Analysis
Alternative No. 2D - SHEET 2

CADD DATE 7-21-10
SCALE: 1" = 250'
CADD FILE NO.
DWG No: -
REV
PAGE No. 9

SEE SHEET 11

NOTE:

Distance dimensions are indicated from center of station to center of station, and are approximate.

125 0 125 250

REV.	DATE	BY	SUB	APP	DESCRIPTION

DESIGNED BY J.B.
DRAWN BY J.B.
CHECKED BY M.A.M.
APPROVED BY M.A.M.
DATE 7-21-10

HUDSON-BERGEN LIGHT RAIL
ROUTE 440 EXTENSION ALTERNATIVES ANALYSIS

Gannett Fleming Transit & Rail Systems

AKRF

NJ TRANSIT

Hudson-Bergen Light Rail
Route 440 Extension Alternatives Analysis
Alternative No. 3A

CADD DATE 7-21-10
SCALE: 1" = 250'
CADD FILE NO.
DWG No:
REV
PAGE No. 10

SEE SHEET 10

NOTE:

Distance dimensions are indicated from center of station to center of station, and are approximate.

125 0 125 250

REV.	DATE	BY	SUB	APP	DESCRIPTION

DESIGNED BY J.B.
DRAWN BY J.B.
CHECKED BY M.A.M.
APPROVED BY M.A.M.
DATE 7-21-10

HUDSON-BERGEN LIGHT RAIL ROUTE 440 EXTENSION ALTERNATIVES ANALYSIS

Gannett Fleming Transit & Rail Systems

AKRF

NJ TRANSIT

Hudson-Bergen Light Rail
Route 440 Extension Alternatives Analysis
Alternative No. 3A - SHEET 2

CADD DATE 7-21-10
SCALE: 1" = 250'
CADD FILE NO.
DWG No: *
REV
PAGE No. * 11

SEE SHEET 13

NOTE:

Distance dimensions are indicated from center of station to center of station, and are approximate.

125 0 125 250

REV.	DATE	BY	SUB	APP	DESCRIPTION

DESIGNED BY J.B.
DRAWN BY J.B.
CHECKED BY M.A.M.
APPROVED BY M.A.M.
DATE 7-21-10

HUDSON-BERGEN LIGHT RAIL ROUTE 440 EXTENSION ALTERNATIVES ANALYSIS

Gannett Fleming Transit & Rail Systems

AKRF

NJ TRANSIT

Hudson-Bergen Light Rail
Route 440 Extension Alternatives Analysis
Alternative No. 3B

CADD DATE 7-21-10
SCALE: 1" = 250'
CADD FILE NO.
DWG No: *
REV
PAGE No. * 12

SEE SHEET 12

NOTE:

Distance dimensions are indicated from center of station to center of station, and are approximate.

125 0 125 250

REV.	DATE	BY	SUB	APP	DESCRIPTION

DESIGNED BY J.B.
DRAWN BY J.B.
CHECKED BY M.A.M.
APPROVED BY M.A.M.
DATE 7-21-10

HUDSON-BERGEN LIGHTRAIL ROUTE 440 EXTENSION ALTERNATIVES ANALYSIS

Gannett Fleming Transit & Rail Systems

AKRF

NJ TRANSIT

Hudson-Bergen Light Rail
Route 440 Extension Alternatives Analysis
Alternative No. 3B - SHEET 2

CADD DATE 7-21-10
SCALE: 1" = 250'
CADD FILE NO.
DWG No: *
REV
PAGE No. * 13

SEE SHEET 15

NOTE:

Distance dimensions are indicated from center of station to center of station, and are approximate.

125 0 125 250

REV.	DATE	BY	SUB	APP	DESCRIPTION

DESIGNED BY J.B.
DRAWN BY J.B.
CHECKED BY M.A.M.
APPROVED BY M.A.M.
DATE 7-21-10

HUDSON-BERGEN LIGHT RAIL
ROUTE 440 EXTENSION ALTERNATIVES ANALYSIS

Gannett Fleming Transit & Rail Systems

AKRF

NJ TRANSIT

Hudson-Bergen Light Rail
Route 440 Extension Alternatives Analysis
Alternative No. 3D

CADD DATE 7-21-10
SCALE: 1" = 250'
CADD FILE NO.
DWG No:
REV
PAGE No. 14

SEE SHEET 14

NOTE:

Distance dimensions are indicated from center of station to center of station, and are approximate.

125 0 125 250

REV.	DATE	BY	SUB	APP	DESCRIPTION

DESIGNED BY J.B.
DRAWN BY J.B.
CHECKED BY M.A.M.
APPROVED BY M.A.M.
DATE 7-21-10

HUDSON-BERGEN LIGHT RAIL ROUTE 440 EXTENSION ALTERNATIVES ANALYSIS

Gannett Fleming Transit & Rail Systems

AKRF

NJ TRANSIT

Hudson-Bergen Light Rail
Route 440 Extension Alternatives Analysis
Alternative No. 3D - SHEET 2

CADD DATE 7-21-10
SCALE: 1" = 250'
CADD FILE NO.
DWG No: *
REV
PAGE No. * 15